

**PRIMARY 5**

**ENGLISH LANGUAGE**

**2026**



# OUTLINE

- P5 ENGLISH CURRICULUM
- ASSESSMENT
- GOOD HABITS PUPILS SHOULD ADOPT

# P5 ENGLISH CURRICULUM

- STELLAR 2.0
- Moo-V
- Impromptu Speech Programme
- Raffles Voice
- Totto Chan (Literature-in-action)

# LANGUAGE LEARNING IN THE STELLAR 2.0 CLASSROOM



**M**ultiliteracies



**LISTENING, READING  
AND VIEWING**

Enjoy texts and understand that they  
serve different purposes

Shared Book Approach 1

Reading for Pleasure

Supported Reading

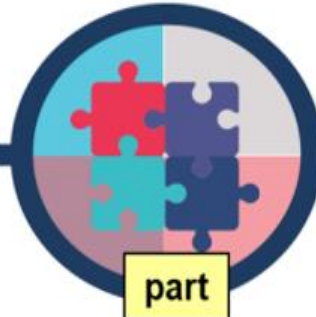
KWL

Retelling

Guided Reading



**M**etacognition



**STRENGTHENING  
LANGUAGE USE**

Understand how language choices  
affect the text purpose

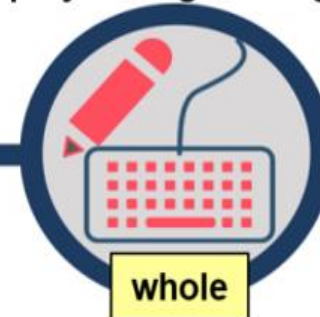
Shared Book Approach 2

Think-aloud

Annotation



**I**nquiry through Dialogue



**SPEAKING, WRITING  
AND REPRESENTING**

Compose texts using appropriate  
features and/or modes to suit  
different text purposes

Modified Language Experience

Approach






Writing Process Cycle

**Differentiated Instruction**

**Gradual Release of Responsibility**



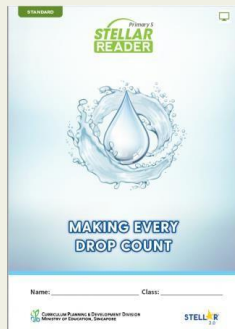


# P5 EL **STELLAR** 2.0 Readers



**Texts that Entertain**

**Texts that Describe and Inform  
(digital texts)**



**Text that Explains  
(digital text)**

**Text that Recounts  
What Happened**

**Text that Entertains and Recounts  
What Happened**

**Text that Responds/ Argues,  
Evaluates and/or Persuades**

# Teaching Grammar

- Contextualised within STELLAR texts
- Emphasis on explicit teaching of grammar items

# Teaching Vocabulary

- Develop and strengthen vocabulary knowledge
- Build rich vocabulary knowledge
- Use words appropriate for purpose, audience, context and culture

# Teaching Oracy

- Embedded and encouraged through various activities
- Emphasis on explicit teaching of oracy skills to promote effective engagement and interaction



# Teaching Writing

- Strengthen reading-writing connection, taking account the purpose, audience and contexts of texts
- Expand pupils' writing techniques

# Teaching Reading Comprehension

- Emphasis on explicit teaching of reading comprehension skills and strategies

# ASSESSMENT

*Assessment is part of **learning** and **teaching**. Children will be assessed based on what they have been taught.*

# ***Our Assessment Philosophy***

- Both school-based assessment and national examinations play important and different roles in our education system.
- A balanced assessment system should have both Assessment 'for' Learning as well as Assessment 'of' Learning.

# ASSESSMENT

*Formative : Class Tests*

*(After every 2 units)*

# ASSESSMENT

<b>Term 2 Week 5</b>	<b>Term 3 Week 5</b>	<b>Term 4</b>
<b>Weighted Assessment 1 (15%)</b> - <i>Reading Comprehension</i>	<b>Weighted Assessment 2 (15%)</b> - Writing Component	<b>End-of-Year Examination (70%)</b>

# Marking of Comprehension OE Questions

- Students will be penalised for grammatical errors such as spelling, tenses and punctuation.
- Students will NOT be awarded marks for inaccurate quotation of word(s), phrase or sentence. (errors include spelling mistakes, omission or addition of words)

# P5 Table of Specifications

PAPER	COMPONENT	ITEM TYPE	NO. OF ITEMS	MARKS	WEIGHTING	DURATION
<b>1 (Writing)</b>	Situational Writing	OE	1	14	25	1 h 10 min
	Continuous Writing	OE	1	36		
<b>2 (Language Use and Comprehension)</b>	<b>Booklet A:</b> Grammar	MCQ	10	10	45%	1 h 50 min
	Vocabulary	MCQ	5	5		
	Vocabulary Cloze	MCQ	5	5		
	Visual Text Comprehension	MCQ	5	5		
	<b>Booklet B:</b> Grammar Cloze	OE	10	10		
	Editing for Spelling and Grammar	OE	10	10		
	Comprehension Cloze	OE	15	15		
	Synthesis/Transformation	OE	5	10		
	Comprehension OE	OE	10	20		
<b>3 (Listening Comprehension)</b>	Listening Comprehension	MCQ	20	20	10%	About 35 min
<b>4 (Oral Communication)</b>	Reading Aloud	OE	1 passage	15	20%	About 10 min (5 min preparation time; about 5 min examination time)
	Stimulus-based Conversation	OE	1 photo stimulus	25		
			<b>Total</b>	200	100%	



# How can parents provide support for child's learning in EL?

- **Encourage wide reading**

Motivate your child to read a variety of materials such as storybooks, newspaper articles and age-appropriate educational magazines. This helps to build vocabulary and improve comprehension skills.

- **Expose your child to good spoken English**

Let your child listen to quality English programmes such as news reports, documentaries or educational videos. This supports the development of listening skills and familiarises them with proper sentence structures.

- **Model and reinforce proper English usage**

Speak in clear and accurate English at home. Gently correct your child when necessary so that they learn to express themselves confidently and correctly.

# How can parents provide support for child's learning in EL?

- **Talk about daily experiences**

Encourage your child to share about their day, opinions or ideas. Asking open-ended questions helps them practise speaking in complete sentences and expressing their thoughts clearly.

- **Build a positive attitude towards English**

Praise your child's effort and progress rather than focusing only on mistakes. A confident learner is more willing to read, speak and write in English.

- **Create a supportive learning environment**

Set aside a quiet time and space for reading or homework and encourage consistent practice without adding unnecessary pressure.

# ***THANK YOU***

- For more information, please email the EL department heads at:
  - [goh\\_hui\\_may\\_luwena@schools.gov.sg](mailto:goh_hui_may_luwena@schools.gov.sg)
  - [pek\\_xueyan@schools.gov.sg](mailto:pek_xueyan@schools.gov.sg)
  - [chiang\\_yingying@schools.gov.sg](mailto:chiang_yingying@schools.gov.sg)